

R 70 Technical Data.

LPG Forklift Trucks

R 70-20T

R 70-25T

R 70-30T

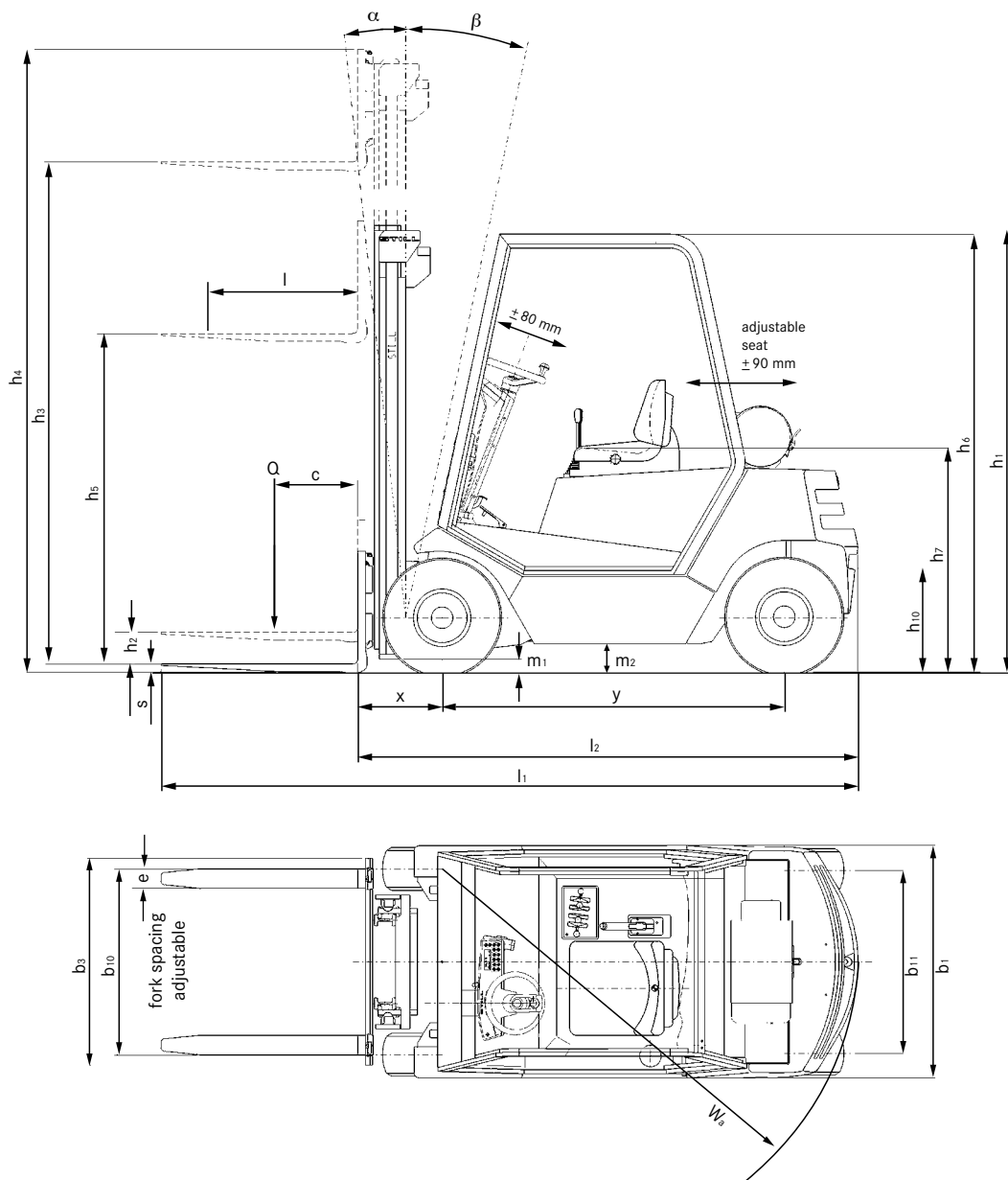


R 70 Technical Data.

In accordance with VDI guidelines 2198, this specification applies to the standard model only.
Alternative tyres, mast types, ancillary equipment, etc. could result in different values.

Characteristics	1.1	Manufacturer			STILL	STILL	STILL		
	1.2	Manufacturer's model designation			R 70-20 T	R 70-25 T	R 70-30 T		
	1.3	Power supply - electric, diesel, petrol, gas, mains electric			gas	gas	gas		
	1.4	Type of control - hand, pedestrian, stand-on, rider seated			rider seated	rider seated	rider seated		
	1.5	Carrying capacity / load	Q	kg	2000	2500	3000		
	1.6	Load centre	c	mm	500	500	500		
	1.8	Load distance	x	mm	437	437	457		
	1.9	Wheelbase	y	mm	1740	1740	1740		
	Weight	2.1	Weight		kg	3331	3744	4261	
2.2		Axle loadings laden front		kg	4805	5590	6472		
2.2.1		Axle loadings laden rear		kg	526	654	789		
2.3		Axle loadings unladen front		kg	1724	1740	1814		
2.3.1		Axle loadings unladen rear		kg	1607	2004	2447		
Wheels Tyres	3.1	Tyres - rubber (V), superelastic (SE), pneumatic (L), polyurethane (PE)			L/SE	L/SE	L/SE		
	3.2	Tyre size - front			23 x 9-10 (16 PR)	23 x 9-10 (16 PR)	23 x 9-10 (20 PR)		
	3.3	Tyre size - rear			23 x 9-10 (16 PR)	23 x 9-10 (16 PR)	23 x 9-10 (16 PR)		
	3.5	Wheels - number front (x = drive wheel)			2x (4x)	2x (4x)	2x (4x)		
	3.5.1	Wheels - number rear (x = drive wheel)			2	2	2		
	3.6	Track width - front	b ₁₀	mm	945 (1220)	945 (1220)	945 (1220)		
	3.7	Track width - rear	b ₁₁	mm	932	932	932		
Dimensions	4.1	Tilt angle, mast / fork carriage forwards		degrees	6	6	6		
	4.1.1	Tilt angle, mast / fork carriage backwards		degrees	11	11	11		
	4.2	Closed height	h ₁	mm	2350	2350	2350		
	4.3	Free lift	h ₂	mm	160	160	160		
	4.4	Lift height	h ₃	mm	3320	3320	3320		
	4.5	Height, mast raised	h ₄	mm	3965	3965	4130		
	4.7	Height to top of overhead guard (cabin)	h ₆	mm	2230	2230	2230		
	4.8	Seat height	h ₇	mm	1158	1158	980		
	4.12	Coupling height	h ₁₀	mm	544	544	544		
	4.19	Overall length	l ₁	mm	3552	3552	3687		
	4.20	Length to front face of forks	l ₂	mm	2552	2552	2687		
	4.21	Overall width	b ₁	mm	1180 (1722)	1180 (1722)	1180 (1722)		
	4.22	Fork thickness	s	mm	40	40	50		
	4.22.1	Fork width	e	mm	100	100	100		
	4.22.2	Fork length	l	mm	1000	1000	1000		
	4.23	Fork carriage to DIN 15173 - class / form A or B			ISO II B	ISO II B	ISO III B		
	4.24	Fork carriage width	b ₃	mm	1040	1040	1100		
	4.31	Ground clearance beneath mast, laden	m ₁	mm	130	130	130		
	4.32	Ground clearance at centre of wheelbase	m ₂	mm	150	150	150		
	4.33	Aisle width for pallets 1000 x 1200 wide	A _{st}	mm	3875	3875	4001		
4.34	Aisle width for pallets 800 x 1200 long	A _{st}	mm	4075	4075	4201			
4.35	Outer turning radius	W _a	mm	2238	2238	2344			
4.36	Inner turning radius	b ₁₃	mm						
Performance	5.1	Speed laden		km / h	24	24	24		
	5.1.1	Speed unladen		km/h	24	24	24		
	5.2	Lift speed laden		m / s	0.56	0.56	0.44		
	5.2.1	Lift speed unladen		m / s	0.58	0.58	0.43		
	5.3	Lowering speed laden		m / s	0.6	0.6	0.6		
	5.3.1	Lowering speed unladen		m / s	0.54	0.54	0.45		
	5.5	Rated drawbar pull laden		N	16570	16570	16570		
	5.5.1	Rated drawbar pull unladen		N	10820	10920	11390		
	5.7	Gradeability laden		%	30	26	22		
	5.7.1	Gradeability unladen		%	32	28	26		
5.9	Acceleration time laden		s	5.8	5.3	6.0	5.5	6.0	5.8
5.9.1	Acceleration time unladen		s	5.1	4.8	5.1	4.8	5.0	5.0
5.10	Brakes			electr. / hydr.	electr. / hydr.	electr. / hydr.			
E-Motor	7.1	Engine manufacturer			Volkswagen	Volkswagen	Volkswagen		
	7.1.1	Type			ADF	ADF	ADF		
	7.2	Engine rated power to ISO 1585		kW	34	34	34		
	7.3	Rated rpm		1 / min	2600	2600	2600		
	7.4	No. of cylinders			4	4	4		
	7.4.1	Displacement		cm ³	1800	1800	1800		
7.5	Fuel consumption		l / h						
Other	8.1	Drive control			Stilltronic	Stilltronic	Stilltronic		
	8.2	Operating pressure for attachments		bar	230	230	230		
	8.3	Oil flow for attachments		l / min					
	8.4	Average noise peak at operator's ears		dB (A)	77	77	77		
	8.5	Trailer coupling, type / DIN			pin	pin	pin		

The models depicted in this brochure may contain special parts or attachments which are not supplied as standard.

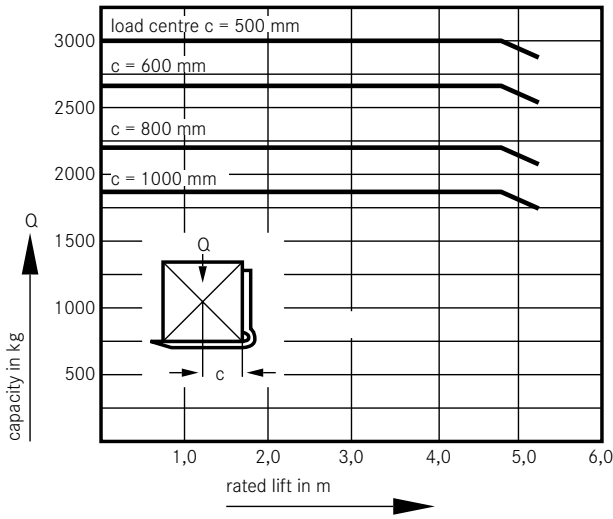


Mast types in use with pneumatic or superelastic tyres.

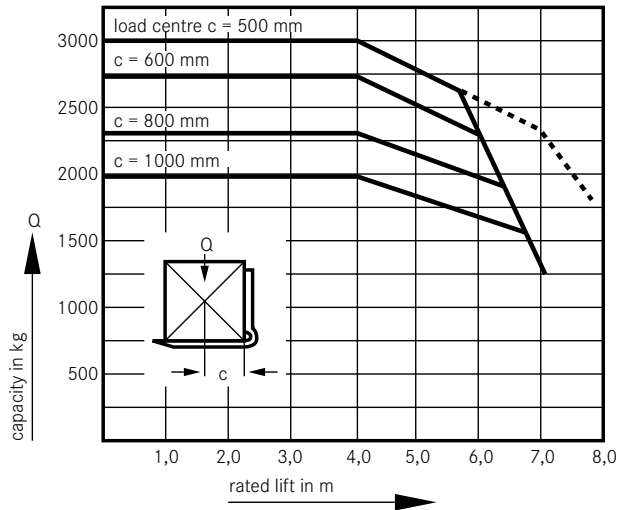
			Telescopic			Full free lift (HiLo)			Triple full free lift						
R 70-20/25T	Width B (single front wheel)	b ₁ mm	1180		1280	1180		1280	1280						
	Width (twin front wheels)	b ₁ mm	1722			1722			1722						
	Tilt angle	α β	6	9	6	11	6	9	6	9	12	6	9	3	8
	Rated lift	h ₃ mm	2320-2820	2920-4020	4120-5120	2500-3000	3100-4200	4300-5300*	3580-7780						
	Height, mast lowered	h ₁ mm	1850-2100	2150-2700	2750-3250	1850-2100	2150-2700	2750-3250	1850-3250						
	Height, mast raised	h ₄ mm	2965-3465	3565-4665	4765-5765	3160-3660	3760-4860	4960-5960	4225-8455						
	Free lift	h ₂ /h ₅ mm	160			1220-1470	1570-2070	2120-2620	1220-2620						
	Length	l ₂ mm	2552			2552			2577						
	Load distance	x mm	437			437			462						
	Working aisle width A _{st}	A _{st} mm	3875		4075	3875		4075	3900	4100					
Pallet 1000 x 1200 wide 800 x 1200 long															
R 70-30T	Rated lift	h ₃ mm	2320-2820	2920-4020	4120-5120	2390-2890	2990-4090	4190-4690	3430	7630					
	Height, mast lowered	h ₁ mm	1850-2100	2150-2700	2750-3250	1850-2100	2150-2700	2750-3000	1850	3250					
	Height, mast raised	h ₄ mm	3130-3630	3730-4830	4930-5930	3200-3700	3800-4900	4993-5500	4255	8455					
	Free lift	h ₂ /h ₅ mm	160			1070-1320	1370-1920	1970-2220	1070	2470					
	Length	l ₂ mm	2687			2687			2712						
	Load distance	x mm	457			457			482						
	Working aisle width A _{st}	A _{st} mm	4001		4201	4001		4201	4026	4226					
Pallet 1000 x 1200 wide 800 x 1200 long															

* R70-25 only up to rated lift of 4800 mm

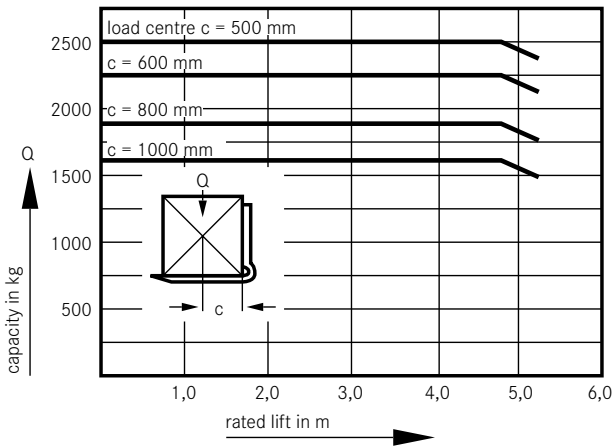
Capacity Chart R 70-30 Telescopic and HiLo Masts



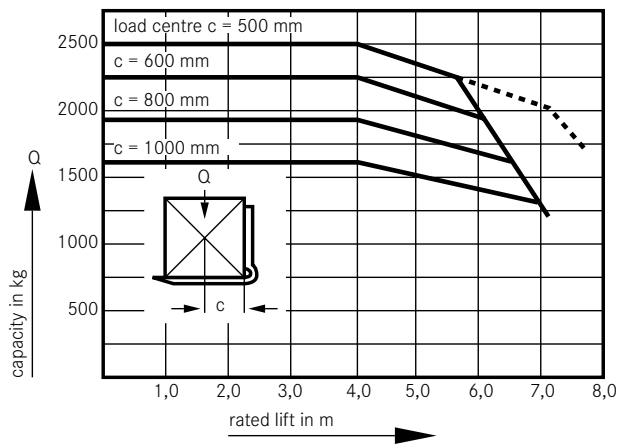
Capacity Chart R 70-30 Triple full free lift



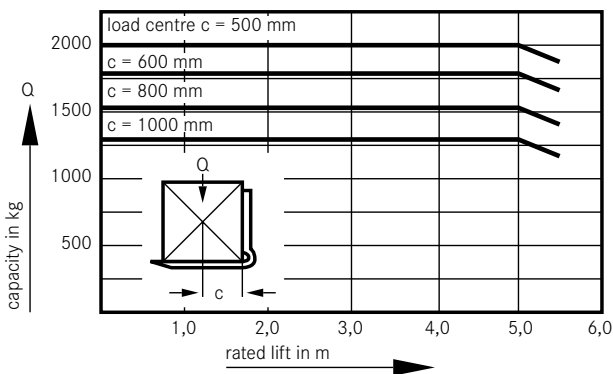
Capacity Chart R 70-25 Telescopic and HiLo Masts



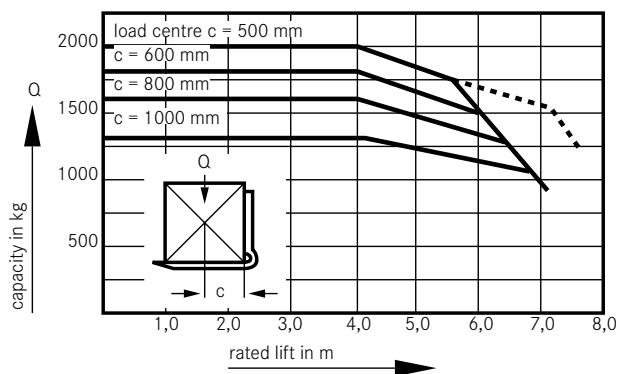
Capacity Chart R 70-25 Triple full free lift



Capacity Chart R 70-20 Telescopic and HiLo Masts



Capacity Chart R 70-20 Triple full free lift



..... twin tyres

Drive.

The generator coupled to the engine generates current and feeds the drive motor through an electronic speed and power regulator.

The drive has the following advantages:

- The truck constantly holds the speed set by the foot pedal regardless of gradient. This makes for safe driving and simplifies operation.

- The travel speed is controlled independently of the lift speed. Therefore fast hoisting and slow driving (inching) can take place at the same time without special equipment. This is completely free of wear, saves on operating costs and simplifies operation.

R 70 Technical Data.

- Wear free braking is achieved through the drive system: both to a standstill and then holding the truck in position. Even on a gradient, the R 70 will remain stationary until the drive pedal is depressed – holding it with the brake pedal is not necessary. This simplified operation takes the pressure off the driver when positioning the forks or the load.
- The driver can electronically adjust the performance characteristics at any time to suit the job in hand. Thus, he can adapt his truck to all working conditions and thereby achieve maximum productivity.
- Resilient engine mounts prevent vibrations being transmitted through the truck to the driver.
- The R 70 enjoys the high reliability, long life and low maintenance costs of an electric drive.

Service brake.

- The service brake is a maintenance-free multi-disc brake which runs in an oil bath and is both wear free and silent in operation. New brake linings will never be needed.
- The multi-disc brake is encapsulated to protect it from dirt and water.
- Readjustments are a thing of the past.
- The maintenance-free, silent multi-disc brake does away with the servicing costs common to other brakes, which constitute up to 30% of the overall maintenance costs.

Electrics.

The digital electrical system allows simple adaptation to altered operating conditions. The exchange of information between electrical assemblies, e.g. between the drive controller and the cockpit, is achieved using the CAN bus system already used successfully in other types of vehicle. The number of cables and plug connectors is reduced in comparison to the previous system and thus reliability is increased.

Driver's compartment.

Constant research and development have decisively improved the driver's compartment in the R 70:

- The cockpit has an LCD display and a facility for the driver to select from a range of pre-set drive performance levels. He can select the most suitable acceleration or braking and travel speeds from 5 pre-set options. Further adjustments of the drive parameters to suit the application conditions can be made by simply altering the software.
- Automotive style pedal arrangement*, no driver learning curve.
- Roomy footwell with inclined floor plate and non-slip rubber matting.
- Automotive style hand brake to the right of the driver's seat.
- Drive and braking regulated by the drive pedal position make it simple and easy for the driver.
- Adjustable steering column plus reach and rake adjustment for the seat provide an extremely comfortable working position for any physique.
- The driver is protected from vibrations which could damage his health by the
 - resiliently mounted drive unit
 - rubber mounting for driver's compartment
 - hydraulically damped seat, adjustable to the driver's weight.



Driver's compartment.

Mast.

STILL clear view masts in Telescopic, HiLo and Triplex designs for every application:

- Telescopic: the mast suitable for most applications. Economical mast design. The hoist chains are run in protective guide rails. This prevents noise and increases chain life.
- HiLo: for high stacking under low ceilings. Utilises the space right up to the roof.
- Triplex: for applications with low doorways and greater stacking heights. Utilises the space right up to the roof.
- Fork carriage: Completely redesigned for this truck, gives a clear view onto the load being picked up, thanks to its optimised profiles.

Steering.

Light, fully hydraulic power steering provides great manoeuvrability and thus a high throughput of goods. A single hydraulic pump supplies the hoist and steering systems. Hydraulic oil for the steering is diverted from the general hydraulic circuit by a priority valve.

Overhead guard.

The overhead guard is available in different designs so that the R 70 can be adapted to a wide range of applications and driver requirements. When the roof-cover version overhead guard is specified, a cab can be fitted with ease.

Safety.

The STILL clear view mast and good all round visibility ensure the highest possible safety levels.

The new R 70 complies with all applicable EC safety requirements and regulations. It thus carries the "CE" symbol.

Quality.

All forklift trucks from STILL comply with the ISO 9001 quality standard. They are carefully constructed and manufactured. The materials used are checked to stringent standards.

* available with twin pedal control if required



For further information on the R 70 please
visit: www.still.de/R70

STILL GmbH
Berzeliusstrasse 10
D-22113 Hamburg
Telephone: +49 (0)40 / 73 39-0
Telefax: +49 (0)40 / 73 39-16 22
info@still.de
www.still.de

Achieve more.